



**woodplan**  
KITCHENS



**Appliances**

# Single Ovens



**K12935**

## **5 Function electric oven**

76L  
Black  
2kW  
13A Plug (included)  
Conventional oven, browning oven,  
grill, half grille, oven light.  
Energy Rating: A



**K12936**

## **5 Function electric oven**

76L  
Stainless Steel  
2kW  
13A Plug (included)  
Conventional oven, browning oven,  
grill, half grille, oven light.  
Energy Rating: A



**K12984**

## **Multifunction electric oven**

76L  
Black  
2kW  
13A Plug (included)  
Defrost, conventional oven, browning  
oven, grill, fanned half grille, fan  
assisted oven, fan oven, oven light.  
Energy Rating: A



**K12985**

## **Multifunction electric oven**

76L  
Stainless Steel  
2kW  
13A Plug (included)  
Defrost, conventional oven, browning  
oven, grill, fanned half grille, fan  
assisted oven, fan oven, oven light.  
Energy Rating: A

## Single Ovens (Continued)



**K12986**

**Multifunction electric oven  
c/w timer**

76L  
Black  
2kW  
13A Plug (included)  
Defrost, conventional oven, browning  
oven, grill, fanned half grille, fan  
assisted oven, fan oven, oven light.  
Energy Rating: A



**K12948**

**Multifunction electric oven  
c/w timer**

76L  
Stainless Steel  
2kW  
13A Plug (included)  
Defrost, conventional oven, browning  
oven, grill, fanned half grille, fan  
assisted oven, fan oven, oven light.  
Energy Rating: A

# Gas Hobs



K12990

## Domino Gas Hob

Front Control (Rotary Dials)  
Stainless Steel  
4.75kW  
13A Plug (included)  
Cut-Out: 283 x 498 (mm)  
Depth: 59mm



K12991

## Four Zone Gas Hob

Side Control (Rotary Dials)  
Stainless Steel  
8kW  
13A Plug (included)  
Cut-Out: 557 x 447 (mm)  
Depth: 49mm




K12992

## Five Zone Gas Hob

Front Control (Rotary Dials)  
Stainless Steel  
11kW  
13A Plug (included)  
Cut-Out: 557 x 477 (mm)  
Depth: 47mm


# Ceramic Hobs



K12993

## Domino Ceramic Hob

Front Touch Control  
Frameless  
3kW  
13A Plug (included)  
Cut-Out: 282 x 496 (mm)  
Depth: 47mm



K12937

## Four Zone Ceramic Hob

Front Touch Control  
Frameless  
6kW  
32A  
Cut-Out: 565 x 490 (mm)  
Depth: 46mm




K12994

## Five Zone Ceramic Hob

Front Touch Control  
Frameless  
7.2kW  
32A  
Cut-Out: 742 x 490 (mm)  
Depth: 56mm


# Induction Hobs



K12995

## Domino Induction Hob


Front Touch Control  
Frameless  
3kW  
13A Plug (included)  
Cut-Out: 268 x 500 (mm)  
Depth: 56mm



K12947

## Four Zone Induction Hob

Front Touch Control  
Frameless  
7kW  
32A  
Cut-Out: 560 x 490 (mm)  
Depth: 60mm




K12996

## Five Zone Induction Hob

Front Touch Control  
Frameless  
7.2kW  
32A  
Cut-Out: 730 x 490 (mm)  
Depth: 56mm

# Microwaves



**K12987**

**5 Power levels - 800W max**


21L  
Black  
1.3kW  
13A  
Suitable for wall units.



**K12946**

**5 Power levels - 800W max**

21L  
Stainless Steel  
1.3kW  
13A  
Suitable for wall units.



**K12988**

**5 Power levels - 900W max**

28L  
Black  
1.45kW  
13A



**K12989**

**5 Power levels - 900W max**

28L  
Stainless Steel  
1.45kW  
13A

# Extractors



K12997

## Canopy

3 Speeds  
Push Button Control  
Ducting/re-circulating  
Stainless Steel  
13A  
600mm wide  
Energy Rating: C



K12998

## Telescopic

3 Speeds  
Rocker Switch  
Ducting/re-circulating  
Stainless Steel  
13A  
600mm wide  
Energy Rating: B



K12938

## Chimney

3 Speeds  
Push Button Control  
Ducting/re-circulating  
Stainless Steel  
13A  
600mm wide  
Energy Rating: A



K12999

## Curved Glass

3 Speeds  
Push Button Control  
Ducting/re-circulating  
Stainless Steel  
13A  
600mm wide  
Energy Rating: A



## Extractors (Continued)



K13000

### Flat Glass

3 Speeds  
Push Button Control  
Ducting/re-circulating  
Stainless Steel  
13A  
600mm wide  
Energy Rating: A



K13001

### Angled

3 Speeds  
Push Button Control  
Ducting/re-circulating  
Black  
13A  
600mm wide  
Energy Rating: A

# Fridges & Freezers



K12939

**Integrated under counter  
larger fridge**

135L net  
Noise: 40dBA  
Annual Energy: 117kW/h  
Energy Rating: E



K13002

**Integrated under counter  
fridge with ice box**

Fridge: 95L net  
Freezer: 16L net  
Noise: 38dBA  
Annual Energy: 173kW/h  
Energy Rating: E



K12940

**Integrated under counter  
freezer**

95L net  
Noise: 40dBA  
Annual Energy: 182kW/h  
Energy Rating: E

## Fridges & Freezers (Continued)



**K13003**

### **Integrated 50/50 fridge/freezer**

Fridge: 147L net

Freezer: 81L net

Noise: 39dBA

Annual Energy: 263kW/h

Energy Rating: F



**K13004**

### **Integrated 70/30 fridge/freezer**

Fridge: 182L net

Freezer: 60L net

Noise: 39dBA

Annual Energy: 260kW/h

Energy Rating: E

# Dishwashers



K13005

## 45cm Integrated Dishwasher

10 Place  
4 Programmes  
Noise: 49dBA  
0.74 kW/h  
Water: 11L  
Energy Rating: E



K12944

## 60cm Integrated Dishwasher

12 Place  
4 Programmes  
Noise: 49dBA  
0.91 kW/h  
Water: 12L  
Energy Rating: E



[www.woodplankitchens.co.uk](http://www.woodplankitchens.co.uk)  
[sales@woodplankitchens.co.uk](mailto:sales@woodplankitchens.co.uk)  
Tel: 020 8254 0096